

Notice

Date: 2-04-15

To: Residential Construction Permittee

Cc:

From: Owatonna Public Utilities Engineering Department

RE: OPU Utility Requirements for Construction



Dear Permittee,

During the course of your construction you may complete work adjacent to, or in conflict with OPU's Water, gas and electric facilities. These facilities may include the meters, service lines, pipelines, cables, transformers and junction cabinets among several other items. OPU has certain requirements that you must follow to maintain these facilities in a safe, code compliant, accessible and reliable condition. We have outlined requirements that you must follow for each of the water, gas and electric facilities below. It is the customer's responsibility to adhere to these baseline requirements. If it is found that any of these requirements have been by-passed it will be the customer's responsibility and cost to correct the situation. Failure to follow these requirements may result in a discontinuance of service for that utility.

Water –

- 1) The Owner shall keep the meter in a dry, frost free and readily accessible location that allows for free and unencumbered pipe fitting. The meter shall not be built into an enclosure or behind an access panel. The meter shall be installed in a horizontal position and installed with a minimum clearance of 6" from the wall and to a height of 18" +3" from the floor elevation. See the OPU attached installation detail for more information. If an installation does not meet the above requirements the relocation shall be the responsibility of the owner.
- 2) The Owner shall not place trees, bushes, driveways or landscaping within 5ft of a water hydrant or valve and in such a way to limit access or visibility.
- 3) The owner should not plant trees within 5ft of their curb stop box. Planting trees adjacent to the curb stop box may cause future maintenance and access issues.
- 4) The owner should keep their curb stop box (outside water shutoff valve) in a readily accessible location that allows for free and unencumbered operation. The curb stop box should be brought flush with the final ground elevation. In instances that the curb stop box is located in concrete or pavement; to help prevent heaving of the box above grade the customer should consider installing the curb stop box in a die cast clean out access cover such as those manufactured by Tenz Alloy or Schier.

Natural Gas –

- 1) The Owner shall maintain ready access to the meter location, to allow for free and unencumbered access to the meter and appurtenances (minimum 3' working space in front of the meter). The meter shall not be built into an enclosure or behind an access panel. If an installation does not meet the above requirements the relocation shall be the responsibility of the owner.
- 2) The meter must be a minimum of 3' from all sources of ignition (such as air conditioning units) and 3' from any opening into the structure including operable windows, combustion air intakes, and air-to-air heat exchangers.
- 3) The meter must be protected from physical damage from vehicles and from ice and snow accumulations.
- 4) Grade may not be altered over the path of the service line.
- 5) If these requirements cannot be met, contact Jon Blough, Gas Engineer @ (507) 446-5416.

Electric –

- 1) The Owner shall keep the meter in a readily accessible location that allows for free and unencumbered access to the meter (minimum 3' working space in front of the meter). The meter shall not be built into an enclosure or behind an access panel. If an installation does not meet the above requirements the relocation shall be the responsibility of the owner.
- 2) The owner shall maintain a minimum working clearance of OPU equipment (10' in front of door on transformers & 3' for secondary pedestals).
- 3) Owner shall not place fences or other structures directly over flush mounted pedestals or within the working clearance of the doors for OPU equipment (10' in front of door on transformers & 3' for secondary pedestals).
- 4) Swimming pools shall not be placed under overhead electrical lines or within seven feet of underground lines.
- 5) Owner shall not build any structure under overhead power line without maintaining a minimum clearance of four feet from closest secondary wires and 13 feet from closest primary wires.

If you have any questions in regards to these requirements please contact OPU at the below numbers to discuss.

Owatonna Public Utilities – Engineering Department

Brian Clausen – Water Design Engineer (507) 446-5405

Jon Blough – Gas Engineer (507) 446-5416

Brian Kelly – Electric Engineer (507) 446-5423

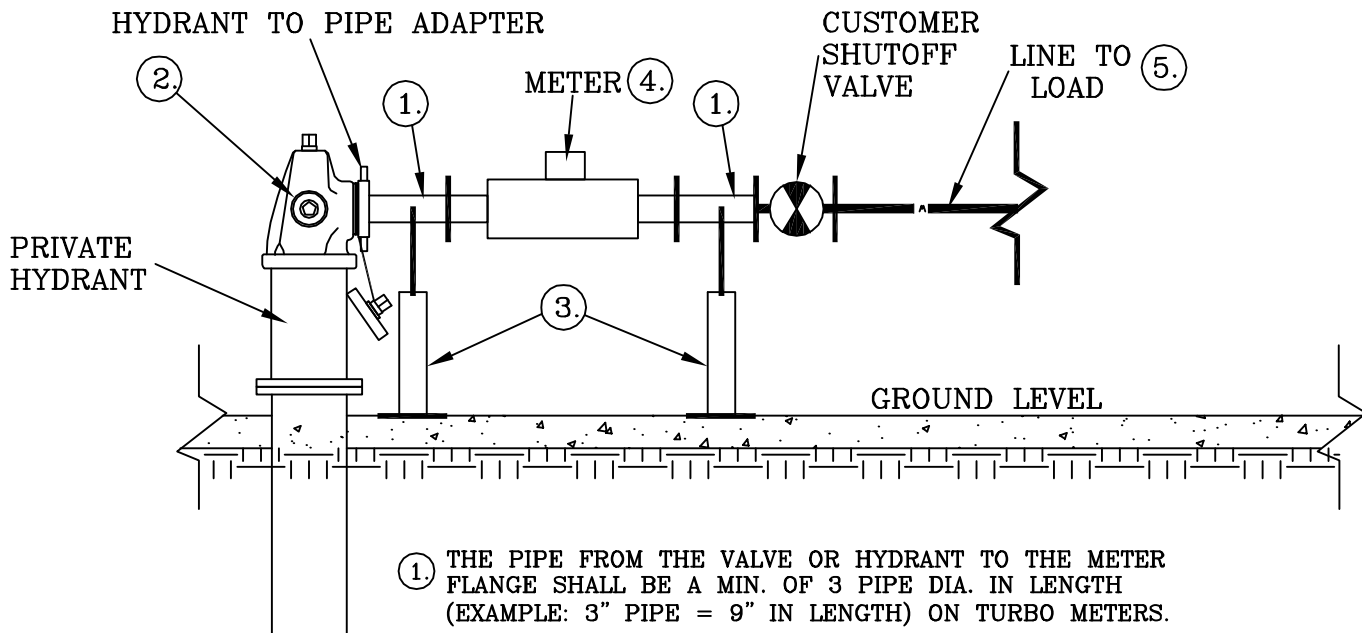


OWATONNA
 PUBLIC UTILITIES
 208 S. Walnut Ave.
 P.O. Box 800
 Owatonna, MN 55060
 Phone: (507) 451-2480
 Fax: (507) 451-3695
 owatonnautilities.com

OWATONNA PUBLIC UTILITIES STANDARDS FOR INSTALLATION OF SEASONAL WATER METERS ON PRIVATE HYDRANTS

RESPONSIBILITIES:

OPU	CONTRACTOR
METER	PIPING – SUPPORTS
COMPANION FLANGES	VALVES
GASKETS	BY-PASS
BRASS BOLTS	BACKFLOW PROTECTION

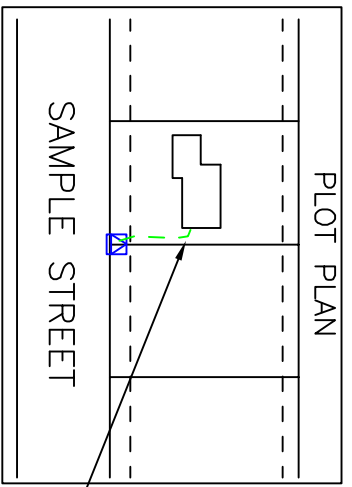


- ① THE PIPE FROM THE VALVE OR HYDRANT TO THE METER FLANGE SHALL BE A MIN. OF 3 PIPE DIA. IN LENGTH (EXAMPLE: 3" PIPE = 9" IN LENGTH) ON TURBO METERS.
- ② HYDRANT LOCK (OPU WILL LOCK THE HYDRANT EARS FROM SERVICE. HYDRANT SHALL NOT BE USED FOR UNMETERED WATER UNLESS EMERGENCY CONDITIONS EXIST.)
- ③ METER SUPPORTS TO SOLID GROUND
- ④ METER SHALL BE PROTECTED FROM PHYSICAL DAMAGE AND FREEZING.
- ⑤ CITY WATER SUPPLY SHALL BE PROTECTED BY AN APPROVED BACKFLOW DEVICE – EITHER AN RPZ OR AIR GAP, SEE OPU ENGINEERING DEPT.

By signing this document, I as the collector of said meter have assured the following specifications will be passed on to the employer and installer. It is the responsibility of the the installer that all provisions of this detail are met. Installation will be verified by OPU metering personnel and any discrepancy from this detail shall be corrected by the signatory.

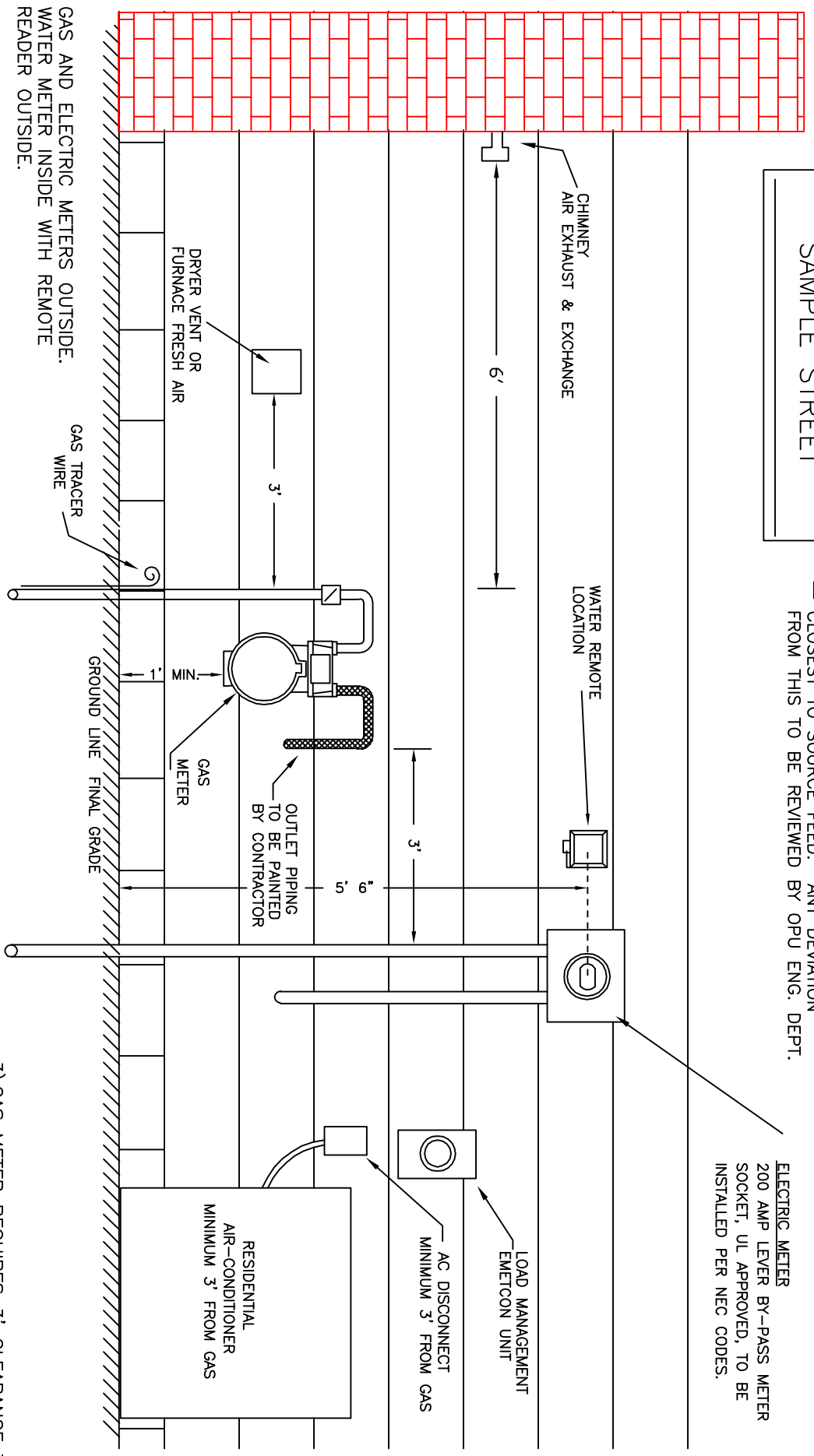
INSTALLED LOCATION: _____
 COLLECTOR: _____
 COMPANY: _____ PHONE #: _____
 OPU REPRESENTATIVE: _____ DATE: _____
 METER NUMBER: _____

ACCEPTABLE UTILITY METERING LOCATIONS ON SIDE OF HOUSE OR GARAGE



ELECTRIC METER TO BE LOCATED ON SIDE OF HOUSE CLOSEST TO SOURCE FEED. ANY DEVIATION FROM THIS TO BE REVIEWED BY OPU ENG. DEPT.

ELECTRIC METER
200 AMP LEVER BY-PASS METER SOCKET, UL APPROVED, TO BE INSTALLED PER NEC CODES.



- 1) GAS AND ELECTRIC METERS OUTSIDE. WATER METER INSIDE WITH REMOTE READER OUTSIDE.
- 2) METER LOCATIONS TO BE CONFIRMED PRIOR TO INSTALLATION BY THE OWATONNA PUBLIC UTILITIES PER POLICY #403.50

- 3) GAS METER REQUIRES 3' CLEARANCE TO ANY SOURCE OF IGNITION AND ALSO TO ANY OPENING WHETHER EXHAUST OR INTAKE.